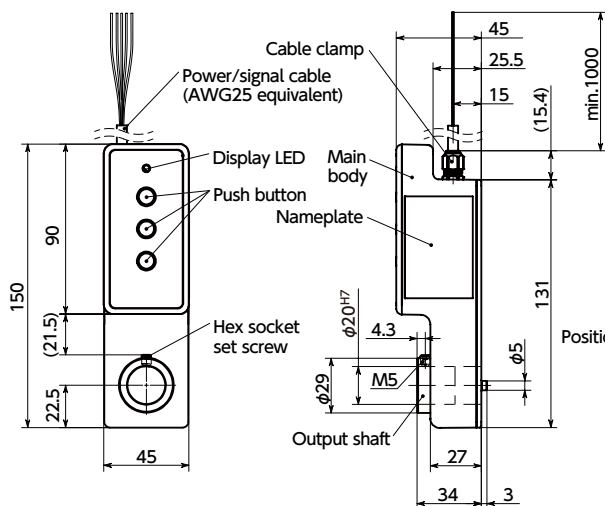
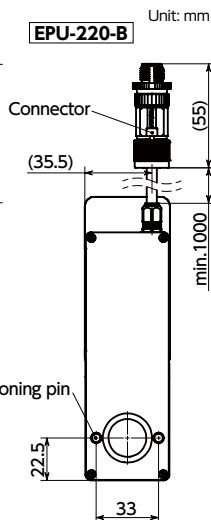


# EPU-220 Wireless Positioning Units

**EPU-220-A**



**EPU-220-B**



Part Number 	Mass (g)
<b>EPU-220-A-BK</b>	304
<b>EPU-220-A-BL</b>	304
<b>EPU-220-B-BK</b>	338
<b>EPU-220-B-BL</b>	338

## • Related Products

Dedicated transceivers are available.

**EPC-200-CC** and **EPC-210-EIP** for PLC control



Repeater hubs **EORP-200** are available to enable easy wired connection and reduce wiring work.



When replacing a digital position indicator with **EPU-220**, **EOAP-200** dedicated mounting plates are available to make use of the existing machine mounting



**EOCL-200** dedicated collars enable the output shaft bore diameter to be changed to match the rotation shaft.



High torque adapters **EOAT-200** are available to amplify rated torque in locations requiring high torque.



## • Part number specification

### EPU-220-A-BL



Available Area : Japan, the US, Canada, China, Taiwan, South Korea, and Europe\*1

\*1 : Only the black (-BK) model can be used in Europe.



#### ● Material/Finish

	EPU-220-A-BL	EPU-220-B-BL	EPU-220-A-BK	EPU-220-B-BK
Main Body	Nylon 6 (Blue)	Nylon 6 (Blue)	Nylon 66 (Black)	Nylon 66 (Black)
Output Shaft	SUS304	SUS304	SUS304	SUS304
Cable Clamp	Brass Nickel Plating	Brass Nickel Plating	Brass Nickel Plating	Brass Nickel Plating
Power/Signal Cable	Oil Resistant PVC (Matte Black)	Oil Resistant PVC (Matte Black)	Oil Resistant PVC (Matte Black)	Oil Resistant PVC (Matte Black)
Connector		Zinc Alloy Nickel Plating		Zinc Alloy Nickel Plating
Hex Socket Set Screw	SUSXM7	SUSXM7	SUSXM7	SUSXM7

● Does not contain any of the 10 chemicals restricted under the RoHS Directives.

#### ⚠ Precautions for Use

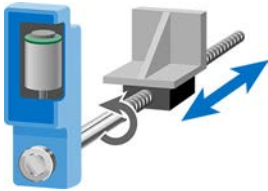
- For details on the mounting and setting methods, please refer to the Instruction Manual. Be sure to read the "Safety Precautions" and "Precautions on Radio Wave and EMC" in the Instruction Manual before use.

The Instruction Manual can be downloaded from the NBK website.

- Countries and regions where this product is available are Japan, the US, Canada, China, Taiwan, South Korea, and Europe\*1.
- When used in combination with other products or with the customer's existing systems, equipment, etc., confirm independently that it is compliant with the standards, laws, and/or regulations of the country of use.

\*1 : Only the black (-BK) model can be used in Europe.

- The built-in motor rotates the feed screw, grasping the current position via the encoder and stopping at the target position. Positioning is automated with the feed screw.



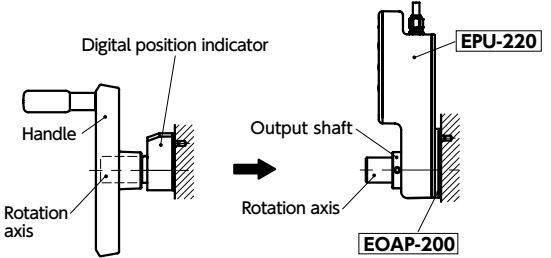
- For **EPU-220** control, a dedicated transceiver (sold separately) is required. The required transceiver differs depending on the host/connection method.
  - EPC-200-CC** — PLC control (CC-Link connection) \*1
  - EPC-210-EIP** — PLC control (EtherNet/IP™ connection) \*1

\*1 : Control with a PC is also possible.

- One dedicated transceiver can control up to 32 units at the same time. Signals from the transceiver to each unit are transmitted wirelessly, with no troublesome cable wiring required.\*2

\*2 : Wired connection is also possible. When connecting multiple units, the use of the separately sold repeater hub **EOAP-200** ( ) enables easy wired connection and reduces wiring work.

- Mounting can be completed simply by replacing the installed operation handle with **EPU-220**. Compared with the use of a combined handle and indicator, it is thinner and more compact.



- IP65 dust-proof and waterproof structure. It can be used safely even in environments where it may be exposed to dust or water.
- For initial setting and PC control, the dedicated software **EPU-COM** is required. The dedicated software is available free of charge. Please download from the NBK website. (<https://www.nbk1560.com/contact/positioning-unit-contents-form-software-dl/thanks/>)
- The dedicated software function enables registration of up to 100 setups.

**EPC-200-CC** **EPC-210-EIP** — Max. 100

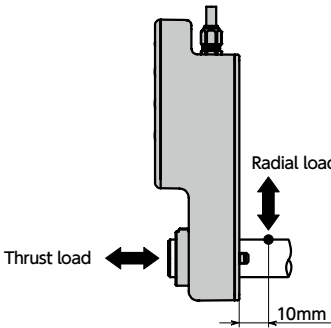
- Cable terminal specifications can be selected by the product code. When using the repeater hub

#### ● Performance

Power Source Voltage		24 VDC ± 10%
Current Consumption	Waiting	20 mA
	Rated	0.6 A
	Max.	1 A
Rated Output		5 W
Rated Rotational Frequency		60 ± 10 rpm
Rated Torque		0.8 N · m
Continually Usable Time		1 Minute or Less*1
Output Shaft	Radial Load	19.6 N*2
	Thrust Load	19.6 N*2
Output Shaft Retention Torque		0.7 N · m*3
Stop Accuracy		± 5'
Input	Wireless Communication	2.4GHz Band Wireless Communication
	Wired Communication	RS-485 (2-wire type)
Wireless Reach Distance (Reference Value)	Indoors	60 m
	Outdoors	1200 m
IP Protection Class		IP65
Operating Environment	Temperature	-5°C to 55°C (no freezing)
	Humidity	20% RH to 85% RH (no condensation)
	Pollution Degree	3
	Altitude	2000 m or Less Above Sea Level

\*1 : Let cool for 10 minutes or so after continuous use.

\*2 : Output shaft max. allowable load



\*3 : Values are for reference only. They are not guaranteed values.