



A collection of five stainless steel screws of various sizes and orientations. One large screw stands vertically on the left. To its right, another large screw lies horizontally. In the center, a small screw lies horizontally. To the right of the small screw, another large screw lies horizontally. On the far right, a large screw stands vertically. All screws have a hexagonal head and a threaded shaft.

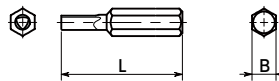
- Application

Unit: mm																
Part Number 	M (Coarse)		L 							D <sub>1</sub>	L <sub>1</sub>	t	Bit Part No.	Screwdriver Part No.	Mass (g)	Qty per Pack
	Nominal of Thread	Pitch														
<b>SRTRS-M3</b>	M3	0.5	6	8	10	12	16	20		5.7	1.65	0.95	SRTRB-3	SRD-6.35	0.43 - 1.1	10
<b>SRTRS-M4</b>	M4	0.7	6	8	10	12	16	20		7.6	2.2	1.3	SRTRB-4	SRD-6.35	0.89 - 2	10
<b>SRTRS-M5</b>	M5	0.8			10	12	16	20	25	9.5	2.75	1.5	SRTRB-5	SRD-6.35	2.1 - 4.1	10
<b>SRTRS-M6</b>	M6	1		8	10	12	16	20	25	10.5	3.3	1.8	SRTRB-6	SRD-6.35	2.5 - 5.9	10

- **SRTRB** Dedicated bits

Unit : mm

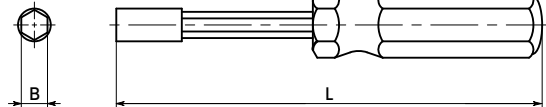
SRTTB



- **SRD** Dedicated magnet screwdriver

Unit : mm

SRD



- SRTRS-M5 - 16**

