



SKEIBD-SET Stripped Screw Removal Bits / Impact Screwdrivers Sets

Part Number*1	Mass *2 (g)
SKEIBD-6.35-SET	704

*1: **SKEIB**, **SKEIB-SPH**, **SKEIB-MPH**, **SKEID** and **Storage Case** products are part of a set.
Storage Case Outer Dimensions W: 275 mm / H: 45 mm / D: 131 mm

*2: Total mass of the tool and **Storage Case**.

Application

For stripped screws that cannot be removed with an ordinary tool


Material/Finish

	SKEIB
Shaft Part	Alloy Steel Zinc Phosphate Film
Grip	Thermoplastic Elastomer + Polypropylene Blended Molding

	SKEID
Impact Screwdriver	Carbon Steel Chrome Plating
Grip	Thermoplastic Elastomer
Adapter	Alloy Steel Ferrosferic Oxide Film (Black)
Adapter Coating	Polyamide (Black)

	Storage Case
Exterior Case/Interior Tray	Polypropylene (Semi-Transparent)

- A tool that can remove cross-recessed head machine screws and hex socket head cap screws with crushed or stripped recesses that cannot be removed by ordinary tools.
- The dedicated bit **SKEIB** is used to make grooves in damaged recesses which can be used to turn and remove the screws. For details, refer to "How to Remove Screws".



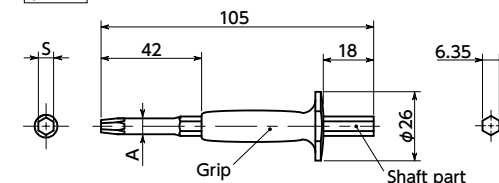
- Use it with the dedicated bit **SKEIB** for making grooves and the impact screwdriver **SKEID** for turning the screw in the direction of loosening by applying impact.
- Can also remove flat head screws that cannot be gripped with a tool such as a wrench or screws in counterbored holes.
- Compatible with 2 types of recesses: hexagonal and cross-recessed.
- **SKEIB** For Hex Sockets
- **SKEIB-SPH** **SKEIB-MPH** For Cross-Recessed Sockets
- **SKEIB**, **SKEIB-SPH**, **SKEIB-MPH** and **SKEID** can be purchased individually. → P.xxxx

Precautions for Use

- Do not use for purposes other than removing screws with damaged recesses.
- Use **SKEIB** in combination with **SKEID**.
- Use a bit suitable for the recess of the screw.
- Do not use **SKEIB-SPH** **SKEIB-MPH** for screws with high surface hardness due to heat treatment. The bit may be damaged.
- Hitting with a hammer will transmit the impact to the part where the screw is attached. The impact may be absorbed without creating a groove, or the mounting area may be damaged.
- Do not use for screws with low recess strength such as resin screws, as they may be damaged further.
- Striking with excessive force may damage the screw further, or damage the bit.
- The tip of **SKEIB** is sharp, so be careful to avoid injury.
- When using a hammer, be careful not to accidentally hit your hands or fingers.
- Do not use in locations exposed to live wires, as it is made of metal.
- Be sure to wear safety glasses while working.

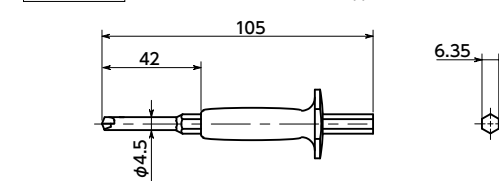
Set Contents

SKEIB Bit for hex sockets

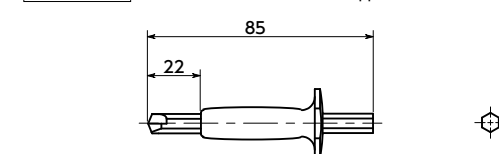


Part Number	S	A	Mass (g)
SKEIB-1.5	1.5	2.3	24
SKEIB-2	2	3	24
SKEIB-2.5	2.5	3.9	25
SKEIB-3	3	4.5	26
SKEIB-4	4	6	29

SKEIB-SPH Bit for cross-recessed sockets (supports M2-M4 thread diameter)

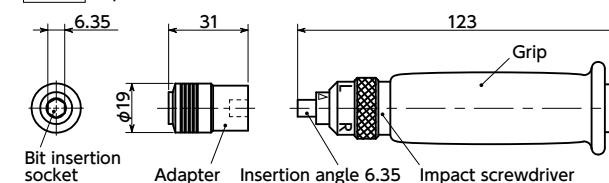


SKEIB-MPH Bit for cross-recessed sockets (supports M3-M6 thread diameter)



Part Number	Applicable Thread Diameter	Mass (g)
SKEIB-SPH	M2 - M4	26
SKEIB-MPH	M3 - M6	25

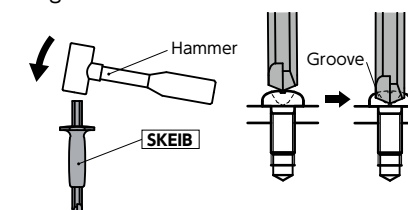
SKEID Impact screwdriver



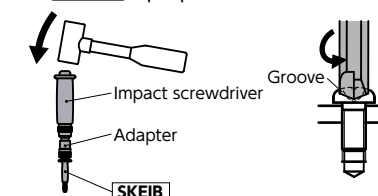
Part Number	Mass (g)
SKEID-6.35	239

How to Remove Screws

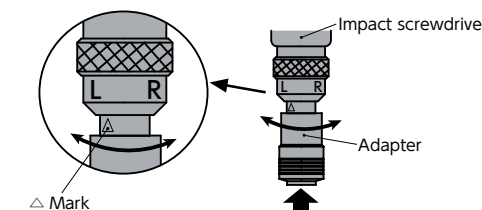
- ① Place the applicable stripped screw removal bit **SKEIB** vertically to the damaged recess and hit the end of the shaft with a hammer to form a groove on the screw head.



- ② Mount **SKEIB** on the impact screwdriver **SKEID**. Place the **SKEIB** tip vertically against the groove made in the screw head, firmly hold the **SKEID** grip, and hit the end with a hammer to rotate the **SKEID** tip up to 45°*1 and loosen the screw.

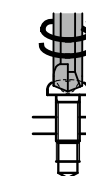


*1: Gently push the **SKEID** adapter in while turning it, and align the Δ mark in the loosening direction. **L** left rotation / **R** right rotation



- The rotational direction of **SKEID** may change depending on the impact. To avoid this, hammer while applying force in the desired direction.

- ③ Make sure that the screw is loosened and turn **SKEID** by hand to remove the screw.



Part number specification

SKEIBD-6.35-SET

