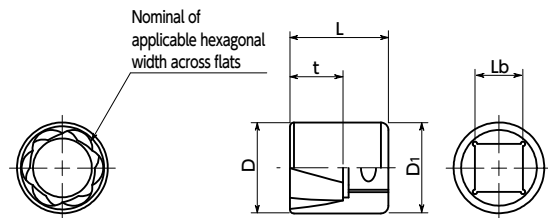


**SKEK** Stripped Hex Head Screws/Bolts Removal Sockets

Easy operation




## ● Material/Finish



	<b>SKEK</b>
Main Body	SCM435 Manganese Phosphate Film



- A socket that can remove hex head bolts and hex nuts with crushed or stripped corners that cannot be removed by ordinary tools.
- The spiral edges inside the socket firmly bite into and remove hex head bolts and hex nuts with damaged corners.



- Can also be used for screws with round heads as long as the edge bites into it.
- Dedicated for right thread removal.
- There are 3 types of insertion angles.
  - SKEK-\*\*-6.35** — Insertion Angle 6.35
  - SKEK-\*\*-9.5** — Insertion Angle 9.5
  - SKEK-\*\*-12.7** — Insertion Angle 12.7

## ● Application

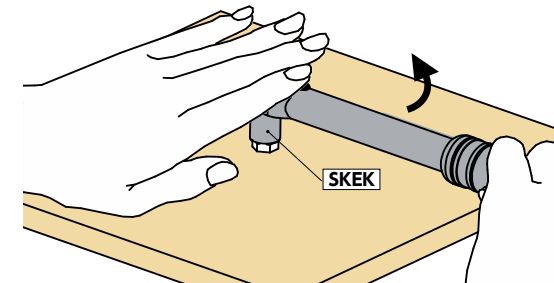
For removing hex head bolts and hex nuts with damaged corners

Part Number	Nominal of Applicable Hexagonal Width Across Flats	Lb Insertion Angle	t	D	D1	L	Mass (g)
<b>SKEK-5.5-6.35</b>	5.5	6.35	5	8.8	13	23	14
<b>SKEK-7-6.35</b>	7	6.35	6	10.9	13	23	14
<b>SKEK-8-6.35</b>	8	6.35	8	11.5	13	23	14
<b>SKEK-10-6.35</b>	10	6.35	10	14.8	13	23	17
<b>SKEK-8-9.5</b>	8	9.5	8	11.5	19	32	40
<b>SKEK-10-9.5</b>	10	9.5	10	14.8	19	32	41
<b>SKEK-12-9.5</b>	12	9.5	12	17	19	32	44
<b>SKEK-13-9.5</b>	13	9.5	12	18.5	19	32	46
<b>SKEK-14-9.5</b>	14	9.5	14	19.7	19	32	48
<b>SKEK-16-9.5</b>	16	9.5	14	22.2	22	32	66
<b>SKEK-17-9.5</b>	17	9.5	16	23.5	22	35	80
<b>SKEK-19-9.5</b>	19	9.5	16	26	22	35	92
<b>SKEK-21-12.7</b>	21	12.7	17	28	30	42	153

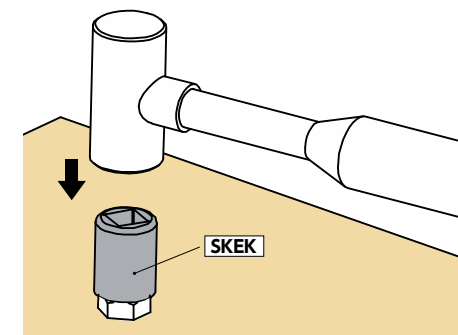
Unit : mm

## ● Usage

- ① Mount **SKEK** to a commercially available socket wrench, etc.
- ② Push **SKEK** vertically against the hex head bolt or hex nut until the edges bite in.
- ③ While pressing the head of the socket wrench from above, turn it in the loosening direction and remove the hex head bolt or hex nut. The spiral edges securely bite in\*1, allowing the screw to be turned and removed.



\*1: When the edge does not bite in and slipping occurs, remove **SKEK** using a socket wrench, and tap it lightly with a plastic hammer until it bites into a hex head bolt, hex nut, etc. Hitting with a hammer will transmit the impact to the part where the screw is attached. Be sure to pay attention to the place of use.



## ● Related Products

A set of socket wrenches for each insertion angle, socket, and holder **SKEK-SET** is available.

→ P.xxxx



## ● Usage example

- For cases where corners are damaged due to turning tools with shallow contact.
- For cases where corners are crushed due to rust or corrosion from long-term exposure to outdoor environments.
- For cases where corners are damaged due to attempts to forcibly remove tightly stuck screws.
- For cases where corners are damaged due to usage of incorrect sizes of tools.

## ⚠ Precautions for Use

- Cannot be used for left threads.
- The edges may not bite in depending on the material and hardness of the screws and nuts.
- The hexagonal part of the removed screws and nuts will have edge marks. These screws and nuts cannot be reused.
- Do not use with power tools like impact wrenches.
- Do not use in locations exposed to live wires, as it is made of metal.
- When the edges bite in, they will produce burrs in the hexagonal part of the screws. Be careful not to cut your hands on the burrs.
- The edges inside the socket are sharp. Be careful not to get injured by touching it.
- Do not use for any applications other than for removing screws.

## ● Part number specification

**SKEK-5.5-6.35**